

108 FEB/MAR 2019
www.arc-magazine.com

arc

LIGHTING IN ARCHITECTURE

Curtain Raiser

18 Degrees revitalise Southampton's
Mayflower Theatre

OMNIA



FRAMELESS



DRIVE OVER

OMNIA
10 W - 19 W
20° - 86° optics

OMNIA 3
4 W - 8 W
12° - 58° optics

OMNIA 9
12 W - 24 W
9° - 72° optics

OMNIA UN
12 W
3.5° optics


NEXOLUCE

ITALY

nexoluce.com

Finest Italian Design

We take a look at some of the products and designs that will be on show at EuroLuce and Furisalone 2019.




Senzafine

A.A.G Stucchi

Senzafine is A.A.G. Stucchi system with all that you need to make an endless light line possible inside Multisystem tracks. The system is provided with various lengths, that match perfectly one to other, thus avoiding any visible junction of light. The different available optics opal/microprismatic/UGR<19/lenses together with the various colour temperatures guarantee a wide choice and the maximum freedom in your lighting projects.

www.aagstucchi.it



Concrete Kos

Astro

A simple round or square geometric shape, Astro's Kos downlight has a beautiful polished concrete finish. The Concrete Kos is individually cast by reinforcing raw concrete with weatherproofing additives, producing a robust and authentic product with natural imperfections and its own unique finish. Kos is perfect for blending into any architectural setting and can be ceiling mounted in both interior and exterior spaces thanks to its IP65 rating.

www.astrolighting.com




Matrix

Augenti

A linear recessed fixture, the Matrix is equipped with secondary optics for different light distributions, which is useful for raising the lighting of façades. It has architectural or frosted glass elements for a diffused distribution that, together with the glare control, make it suitable for pedestrian paths. Available in LED with fixed or dimmable output (Dali, 1-10V, Push) or in tunable White/RGBW for DMX-RDM.

www.augentilighting.it



Ink System

Linea Light Group

The Ink System is made up of several versatile items, united by the same concept. The elastic and thin cable, in the stretched version, houses a high performance stripLED and acts as a conductor on which it is possible to hook different devices: light profiles with diffused emission or UGR <19 thanks to special darklight cells, adjustable spotlights and pendant lamps. The range includes wall/ceiling paths, modular modules-channels with various junctions and endings that house the conductor cable and transform it into an elegant graphic sign.

www.linealight.com



200Cent

Brick In The Wall

The 200Cent LED spot is now also available in a 26x26mm square version, which makes it as small as a two-euro coin, hence the name 200Cent. Despite its small size, it remains powerful, running at up to 750 lumens. The colour consistency is perfect (two-step MacAdam), and the colour rendering (CRI 92) is also outstanding. The 200Cent is an optimal crossing of outstanding technology and minimalistic design.

www.brickinthewall.eu



Cosmos Lenses

Khatod

The low profile Cosmos lenses for the COB LEDs with LES range from six to 22mm, and come in three sizes: 50, 70, and 90mm. They offer a full range of beam angles and meet MR16, PAR30, AR111 requirements. The frosted finish of the narrow beams makes the light flux smooth, diffused and very homogeneous. Perfect for luminaires in different kinds of environments, living spaces and any interior rooms, the lenses are easy to install, either using their holder or alone by exploiting the mechanical parts of the lighting fixture.

www.khatod.com



Omnia

Nexo Luce

Nexo Luce's Omnia series features powerful uplights, downlights and projectors, which are able to supply up to 24W. It has a sleek body starting from 10.8cm in diameter and 7.5cm in depth. The COB version of Omnia hosts a new generation of Bridgelux LED and reaches 160lm/w with a variation of narrow, medium, wide and asymmetric optical systems. The other option of the product hosts CREE Power LEDs PCB with either three or nine units. The light beam angle ranges from 3.5-86°. The 3.5° lens is able to produce an ultra-narrow beam that can reach up to 50 meters high.

www.nexoluce.com

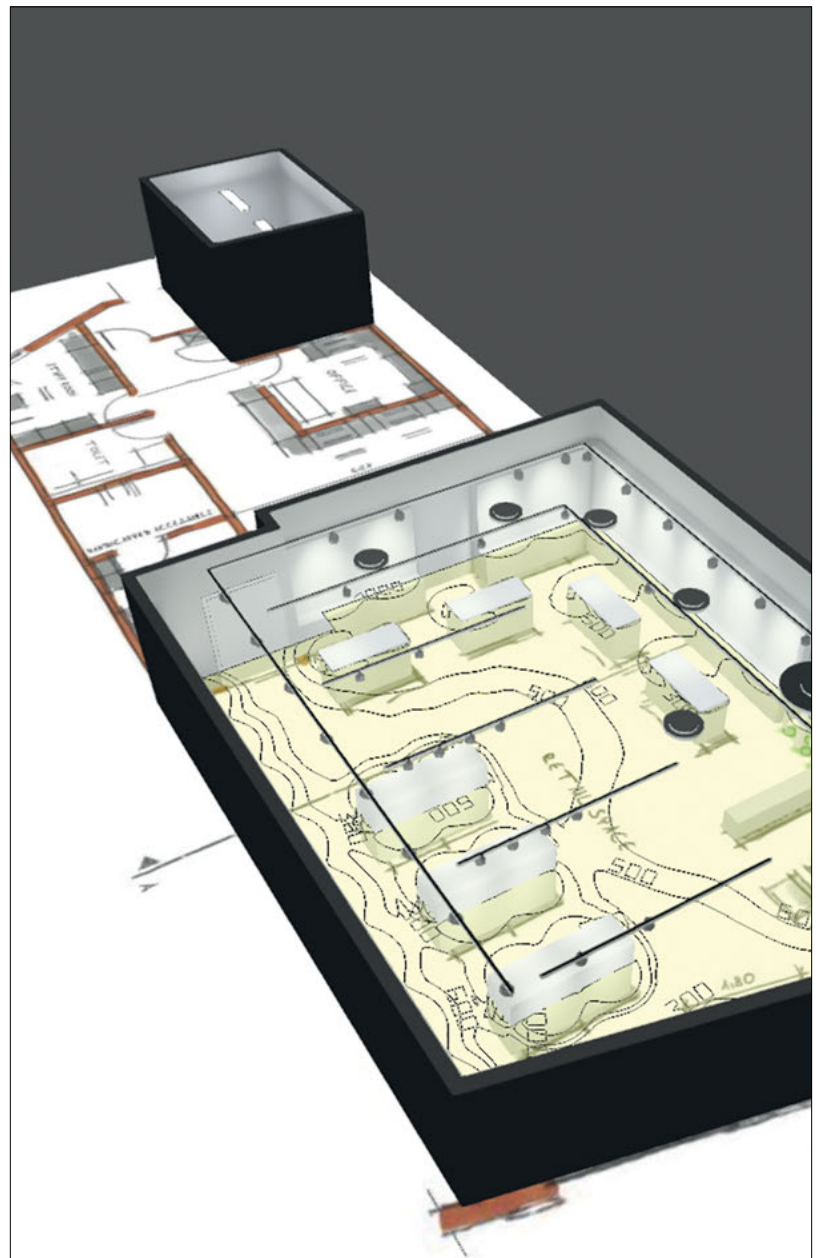


Intono

L&L Luce&Light

Intono is the new wall-mounted outdoor fixture that comes in four different sizes and single or double beam. The body is a minimalist cylinder that connects to the wall by a sinuous double curve. The neutral and adhering surface allows it to be painted in the same finish as the supporting wall. It can also communicate with smart speaker devices over Wi-Fi using ZigBee protocol, and can change lighting scenarios according to the music. Rated IP65 and IK08, LED or COB light source, wattage ranges from 2W to 20W, CRI 80 and CRI>90, colour temperature 2700K, 3000K and 4000K.

www.lucelight.it



Now available
DIALux Mobile

DIALux evo

The leading software for lighting design and visualization.

- Efficient and fast lighting design
- Design of complex architecture and whole buildings
- Merge of indoor and outdoor planning
- Visualization of light scenes
- Planning and calculation of road lighting
- Import of IFC files (BIM)

www.dialux.com