

- Electrified tracks three phase, with 3 circuits, for recessed installation
- BINARIO INCASSO need to be linked to the concrete ceiling to hold the weight of the projectors; if needed there's the appropriate accessory with code 001.0182.G "Suspension for false ceiling" (suspension cable and plugs not included). Check the connection between track and ceiling before close the false ceiling.
- Extruded aluminium body
- Copper electrical cables insulated in extruded PVC profile
- IMQ certified «Quality Marking Institution»
- *Binario elettrificato trifase a 3 circuiti per installazione ad incasso*
- *BINARIO INCASSO deve essere fissato al soffitto in cemento per sostenere il peso dei proiettori; se necessario è disponibile l'accessorio adeguato con codice 001.0182.G "Sospensione per controsoffitto" (cavo di sospensione e tasselli non inclusi). Verificare il fissaggio prima di chiudere il controsoffitto.*
- *Corpo in alluminio estruso*
- *Cavi conduttori in rame isolati in PVC estruso*
- *Certificati IMQ «Istituto Marchio di Qualità»*



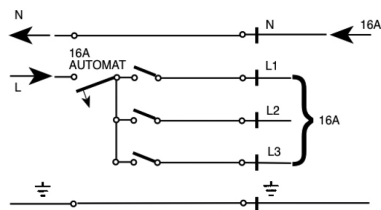
WIRING DIAGRAMS / SCHEMI ELETTRICI

SINGLE PHASE 230/250V

IT ALLOWS A TOTAL LOAD OF 16A
CORRESPONDING TO 3680/4000W
DIVIDED AMONG THE 3 CIRCUITS

MONOFASE 230/250V

CONSENTE UN CARICO TOTALE DI 16A
CHE CORRISPONDONO A 3680/4000W
SUDDIVISI SU 3 CIRCUITI

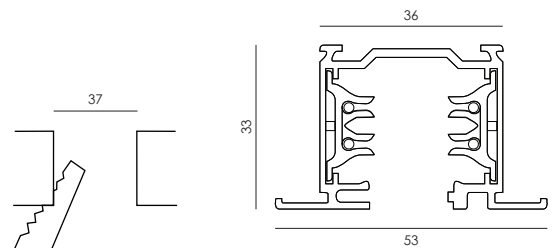
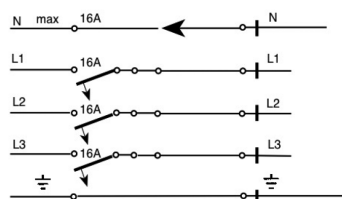


THREE PHASE 230/400V

IT ALLOWS A TOTAL LOAD OF 16A
CORRESPONDING TO 11040W
DIVIDED AMONG THE 3 CIRCUITS

TRIFASE 230/400V

CONSENTE UN CARICO TOTALE DI
16A CHE CORRISPONDONO A 11040W
SUDDIVISI SU 3 CIRCUITI



Input / Alimentazione 230/400V - 50/60 Hz

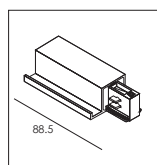
IP20



NEXO LUCE (Factory)
Strada Mirabella, 10
46040 Cavriana (MN), ITALY
T +39 0376 771513 F +39 0376 772235
sales@nexoluce.com www.nexoluce.com

Made in Italy

ACCESSORIES/ ACCESSORI

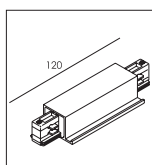


Right live-end
Alimentatore Dx

CODE / CODICE
001.0176.A White/ Bianco
001.0178.D Black/ Nero

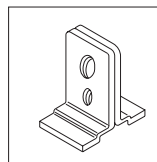
Left live-end
Alimentatore Sx

CODE / CODICE
001.0179.A White/ Bianco
001.0181.D Black/ Nero




Central connector and straight joint
Alimentazione centrale e giunto lineare

CODE / CODICE
001.0183.A White / Bianco
001.0185.D Black / Nero



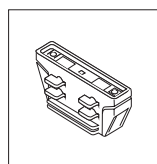
Suspension for false ceiling
Sospensione per controsoffitto

CODE / CODICE
001.0182.G Stainless steel / Acciaio inossidabile



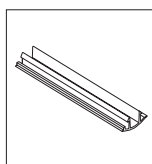
Dead end
Chiusura

CODE / CODICE
001.0228.A White / Bianco
001.0229.D Black / Nero



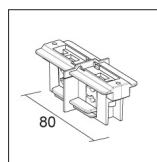
Electrical straight joint
Giunto lineare con contatti

CODE / CODICE
001.0118.A White/ Bianco
001.0119.D Black/ Nero



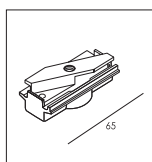
Track cover 1000 mm
Copertura binario 1000 mm

CODE / CODICE
001.0122.A White/ Bianco
001.0123.D Black/ Nero



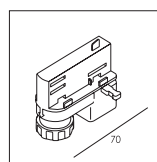
Mechanical straight joint
Giunto lineare meccanico

CODE / CODICE
001.0120.A White/ Bianco
001.0121.D Black/ Nero



Mechanical adapter
Adattatore meccanico

CODE / CODICE
001.0126.A White / Bianco
001.0128.D Black / Nero

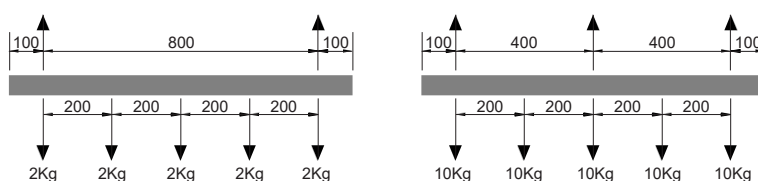


Mechanical/electrical adapter 6A.
Mechanical load 5kg
Adattatore meccanico/elettrico 6A.
Carico meccanico 5kg

CODE / CODICE
001.0100.A White / Bianco
001.0102.D Black / Nero



MAXIMUM LOAD / CARICO MASSIMO



CODE CODICE	LENGHT LUNGHEZZA	FRAME COLOR COLORE
001.0013.A	1000mm	.A WHITE / BIANCO
001.0014.A	2000mm	
001.0017.D	1000mm	.D BLACK / NERO
001.0018.D	2000mm	
		* product made by a third party for Nexo Luce / prodotto realizzato da terza parte per Nexo Luce

NEXO LUCE (Factory)
Strada Mirabella, 10
46040 Cavriana (MN), ITALY
T +39 0376 771513 F +39 0376 772235
sales@nexoluce.com www.nexoluce.com

Made in Italy